



MULTI-FIX SCREW - COUNTERSUNK & PAN HEAD



FEATURES

- A rapid and effective light duty anchoring system for fixing into 7Nm² concrete, brick, stone and concrete block.
- This through fixing provides a single solution and replaces traditional fixings such as nylon frame and hammer fixings.
- Non-Expansion for installation closer to the edge of substrates without causing damage.
- Adjustable and removable.
- Serrated V-threads to achieve optimum insertion into all masonry types
- Hi-Low thread on first 30mm to aid insertion and reduce torque.
- T30 Recess

COUNTERSUNK

- Flat countersunk head with five locking ribs.
- Zinc plated and yellow passivated for increased corrosion resistance.

PAN HEAD

- Pan Head for improved clamping and reduced likelihood of head pull through.
- Zinc plated and passivated.

TECHNICAL DATA

Substrate	Concrete ≥25N/mm ²		Concrete Block 7N/mm ²		Fletton Brick 30N/mm ²		Cheshire Brick 45N/mm ²		Class B Eng. Brick 75N/mm ²	
	40-70	80-200	40-70	80-200	40-70	80-200	40-70	80-200	40-70	80-200
Length (mm)	40-70	80-200	40-70	80-200	40-70	80-200	40-70	80-200	40-70	80-200
Embedment Depth (mm)	35	50	35	50	35	50	35	50	35	50
Drill Hole d ₀ (mm)	6.0	6.0	6.0	6.0	6.0	6.0	6.0	6.0	6.0	6.0
Rec. Tensile Load (kN) N _{rec}	1.07	1.82	0.46	0.46	1.17	1.79	0.75	1.46	0.85	1.22
Max Rec. Load (kg)	107	182	46	46	117	179	75	146	85	122



All stated figures are for reference and to be used only as a guideline. The test data stated is also for reference only as this may not represent the actual figures you may achieve in the specific application. * 6.5mm Ø hole may be required in harder materials but this may result in different figures.

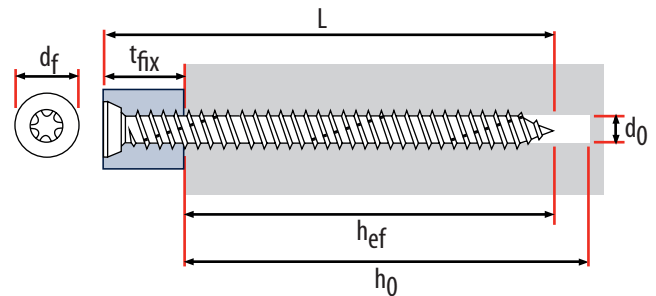
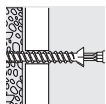
L	Length
d _f	Head Diameter
d ₀	Drill Hole
h ₀	Minimum Drill Hole Depth
t _{fix}	Maximum Fixture thickness
h _{ef}	Minimum Embedment Depth

INSTALLATION GUIDELINES

Drill required diameter hole to correct depth.



Using a power tool, tighten the fixing through the fixture until secure.



Product Code	Size Ø x Length L (mm)	Head Diameter d _f (mm)	Drill Hole d ₀ (mm)	Min. Drill Depth h ₀ (mm)	Max. Fixture Thickness t _{fix} (mm)	Min. Embedment Depth h _{ef} (mm)
--------------	------------------------	-----------------------------------	--------------------------------	--------------------------------------	--	---

INSTALLATION DATA - COUNTERSUNK

Information also applies to other packaging options.						
00040TCON	7.5 x 40	11	6.0	45	5	35
00050TCON	7.5 x 50	11	6.0	45	15	35
00060TCON	7.5 x 60	11	6.0	45	25	35
00070TCON	7.5 x 70	11	6.0	45	35	35
00080TCON	7.5 x 80	11	6.0	60	30	50
00090TCON	7.5 x 90	11	6.0	60	40	50
00100TCON	7.5 x 100	11	6.0	60	50	50
00110TCON	7.5 x 110	11	6.0	60	60	50
00120TCON	7.5 x 120	11	6.0	60	70	50
00130TCON	7.5 x 130	11	6.0	60	80	50
00150TCON	7.5 x 150	11	6.0	60	100	50
00180TCON	7.5 x 180	11	6.0	60	130	50
00200TCON	7.5 x 200	11	6.0	60	150	50

INSTALLATION DATA - PAN HEAD

Information also applies to other packaging options.						
7580MFPAN	7.5 x 80	13	6.0	60	30	50
75100MFPAN	7.5 x 100	13	6.0	60	50	50
75120MFPAN	7.5 x 120	13	6.0	60	70	50