

WTS
Stainless Steel Wire Wall Tie



Types 2, 3 and 4 Stainless Steel Masonry to Masonry Wall Ties.

WTS2: Type 2 Wall Ties: Masonry General Purpose

Type 2 wall ties are suitable for general purpose applications such as domestic and small commercial buildings up to 15m in height. They can also be used in buildings with heights exceeding 15m, but should only be used in those situations if shown to be of adequate performance by calculation. Use in flat sites where the basic wind speed is up to 31 m/s and the altitude is not more than 150m above sea level.

WTS3: Type 3 Wall Ties: Masonry General Purpose

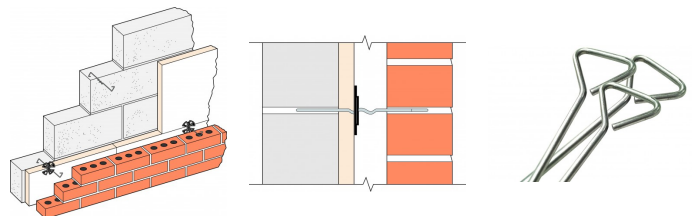


As Type 2 but fundamental basic wind velocity limited to 27 m/s

WTS4: Type 4 Wall Ties: Masonry Light Duty

Type 4 wall ties are light duty, suitable for box-form dwellings up to 10 metres high with leaves of similar thickness, including internal separating cavity walls. Use in flat sites in towns and cities where the basic wind speed does not exceed 25 m/s and the altitude is not more than 150m above sea level.

WTS4: Type A Approval

WTS4-200 and WTS4-225 ties meet the requirements of Approved Document E: Resistance to the Passage of Sound and are suitable for use in separating party walls of new build attached dwellings.



Features

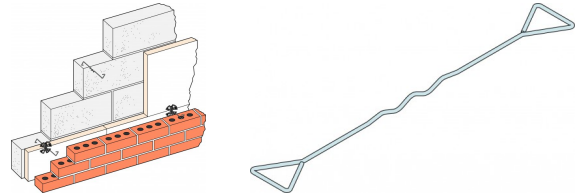
Material

- Austenitic stainless steel.

WTS
Stainless Steel Wire Wall Tie

Technical Data

Product Dimensions



References	Tie Length [mm]	Type Classification	Drip Detail	Cavity Width [mm]	Declared Tensile Load Capacity [N]	Declared Compressive Load Capacity [N]	Weight [kg]
WTS2-200	200	Type 2	Central	50 - 75	1800	1050	0.025
WTS2-225	225	Type 2	Central	76 - 100	1800	1050	0.027
WTS2-250	250	Type 2	Central	101 - 125	1800	1050	0.029
WTS2-275	275	Type 2	Central	126 - 150	1800	1050	0.031
WTS3-300	300	Type 3	Central	151 - 175	1100	650	0.033
WTS4-200	200	Type 4	Central	50 - 75	650	350	0.01
WTS4-225	225	Type 4	Central	76 - 100	650	350	0.011
WTS4-250	250	Type 4	Central	101 - 125	650	350	0.018
WTS4-275	275	Type 4	Central	126 - 150	650	350	0.019

The Offset drip variation is for the use where insulation materials are in the cavity. Box will contain 250no. wall ties

WTS

Stainless Steel Wire Wall Tie

Installation

Recommended Positioning and Density

For walls in which both leaves are 90mm or thicker, masonry ties need to be placed at not less than 2.5 per square metre (900mm horizontal x 450mm vertical centres).

The ties should be evenly distributed throughout the wall area, with the exception of around openings and should be staggered where possible.

Insulation Board

Where insulation board is installed within the cavity and restrained by ties with insulation retaining clips (Simpson Strong-Tie ref. IRC001), it may be necessary to reduce the horizontal spacing of the ties to 600mm.

At vertical edges of an opening, unreturned or unbonded edges, and vertical expansion joints - additional ties should be used at a rate of one per 300mm (height) and located not more than 225mm from the edge.

Length of Tie and Embedment

Wall ties should be of the correct length to ensure they are fully embedded in the masonry.

The tie should have a minimum embedment of 50mm in each leaf, but also allow for site tolerances relating to the cavity width and centring of the tie.

The recommended tie lengths will therefore achieve an embedment of between 62.5mm and 75mm.

For the most suitable tie length, see the “Recommended Masonry to Masonry Tie Length” table.

Sound Resistance

As stated within the Approved Document E 2003 - Resistance to the Passage of Sound - wall ties used

in external and separating cavity walls have to have a minimum value of dynamic stiffness to reduce the transmission of airborne noise. Ties are separated into Type A and Type B.

- Type A: Can be used in separating walls and external walls subject to them also having the required structural capacity. They can be butterfly ties or other ties with a dynamic stiffness of less than 4.8 MN/m³.
- Type B: Can only be used in external cavity walls subject to them also having the required structural capacity. They can be butterfly ties or other ties with a dynamic stiffness of less than 113 MN/m³.

